

SPE OSC QUARTERLY PERFORMANCE REPORT

Planning, Development and Regeneration






June 2015



Measure	Owner & Updater	Jun 2014 Result	Trend	Mar 2015 Result	Trend	Jun 2015 Result	Sign Off	Comments	Flag
BC01 - Percentage of Building Control Applications determined within 2 months	Sara Whelan Lee Biggerstaff	100.00% (173/173) Target: 100.00	➡	100.00% (137/137) Target: 100.00	➡	100.00% (194/194) Target: 100.00	✓	Updater Owner Target fully met	
DMP02 - Number of planning applications received	Sara Whelan Fiona Bogle	543 Applications Info Only	➡	677 Applications Info Only	➡	659 Applications Info Only	✓	Updater For info only	
DMP03 - Percentage of planning application refusals appealed against	Sara Whelan Fiona Bogle	47.06% (8/17) Target: 35.00	➡	3.39% (2/59) Target: 35.00	➡	30.77% (12/39) Target: 30.00	✓	Updater Very slightly above target by less than 1%	
DMP04 - Percentage of major applications determined within 13 weeks (YTD)	Sara Whelan Fiona Bogle	60.00% (3/5) Target: 60.00	➡	33.33% (1/3) Target: 60.00	➡	77.78% (7/9) Target: 60.00	✓	Updater Target met and exceeded. A further 6 out of 9 applications were determined within an agreed extension of time.	
DMP05 - Percentage of minor applications determined within 8 weeks	Sara Whelan Fiona Bogle	67.74% (42/62) Target: 65.00	➡	47.13% (41/87) Target: 65.00	➡	51.96% (53/102) Target: 65.00	✓	Updater Whilst still below target, improvement on last quarter. Figs for April and May have been corrected as errors were showing.	
DMP06 - Percentage of other applications determined within 8 weeks	Sara Whelan Fiona Bogle	77.00% (221/287) Target: 80.00	➡	66.12% (162/245) Target: 80.00	➡	63.46% (198/312) Target: 80.00	✓	Updater Slight reduction on last quarter. Still feeling impact of staff changes. April and May figs have been adjusted to correct errors found. Owner Whilst section is now fully staffed, it is 6-8 weeks before this is wholly reflected in the decision statistics	

Monitoring Information

Measure	Owner & Updater	Jun 2014 Result	Trend	Mar 2015 Result	Trend	Jun 2015 Result	Sign Off	Comments	Flag
DMP07 - Percentage of planning applications refused	Sara Whelan Fiona Bogle	4.80% (17/354) Target: 12.00	↓	9.97% (30/301) Target: 12.00	↓	8.97% (39/435) Target: 10.00	✓	Updater Target Met	
DMP08 - Percentage of planning applications validated within 3 working days	Sara Whelan Joan Reid	75% (374/497) Target: 70	↓	78% (281/359) Target: 70	↓	70% (639/915) Target: 70	✓	Updater Owner Note large increase in numbers, and IT problems in June.	
FIN15 - Building Control Income ytd actual against profiled budget	James Doe Caroline Souto	£152773 Target: 138300	↓	£560825 Target: 521000	↓	£166897 Target: 156413	✓	Updater	
FIN16 - Planning Fees ytd actual against profiled budget	James Doe Caroline Souto	£201797 Target: 165600	↓	£822458 Target: 662950	↓	£180844 Target: 189350	✓	Updater	
FIN17 - Search Fees ytd actual against profiled budget	James Doe Caroline Souto	£75363 Target: 70000	↑	£293385 Target: 280000	↑	£76268 Target: 70000	✓	Updater	
LC03 - Volume of Local Land Charges Searches Received	Sara Whelan Ann Stowe	657 Searches Info Only	↗	633 Searches Info Only	↗	703 Searches Info Only	✓	Updater An increase of 11% on the number of searches from last quarter.	
LC04 - Average time taken to process an official Local Land Charges search	Sara Whelan Ann Stowe	15.56 Days Target: 10.00	↑	10.95 Days Target: 10.00	↓	13.20 Days Target: 10.00	✓	Updater The increase in the average turnaround time over the past quarter reflects the backlogs within Building Control. These backlogs have now been addressed.	
PE01 - Percentage of priority 1 enforcement cases visited within 1 working day	Sara Whelan Philip Stanley	100.00% (3/3) Target: 100.00	→	100.00% (1/1) Target: 100.00	→	100.00% (7/7) Target: 100.00	✓		
PE02 - Percentage of priority 2 enforcement cases visited within 10 working days	Sara Whelan Philip Stanley	100.0% (61/61) Target: 100.0	↓	100.0% (51/51) Target: 100.0	↓	96.9% (62/64) Target: 100.0	✗	Updater Owner Slight reduction reflects priority given to more top priority cases	

Measure	Owner & Updater	Jun 2014 Result	Trend	Mar 2015 Result	Trend	Jun 2015 Result	Sign Off	Comments	Flag
PE03 - Percentage of priority 3 enforcement cases visited within 15 working days	Sara Whelan Philip Stanley	100.0% (39/39) Target: 100.0		98.4% (62/63) Target: 100.0		95.6% (43/45) Target: 100.0		Updater Owner Slight reduction reflects priority given to more higher priority cases	
SPR05 - Number of new homes completed	Chris Taylor Francis Whittaker	122 Homes Info Only		28 Homes Info Only		99 Homes Info Only	